



## 2010 BUDGET

## PRESENTATION TO THE BOROUGH COUNCIL

---

---

NOVEMBER 26, 2009



# Plan of the presentation

- ❑ Budget outline
- ❑ 2010 budget adjustments
- ❑ 2010 budget strategies
- ❑ Staff reduction program
- ❑ Budget breakdown
  - ❑ 2010 operating budget
  - ❑ Capital expenditure budget (2010-2011-2012 PTI)



# Budget outline

	2009 budget	2010 budget	Variance %
Property tax base	\$14.2 G	\$14.3 G	0.7
Number of employees	482.9	472.6	- ( 2.1 )
Operating budget	\$68.1 M	\$69.0 M	+1.3
Budgeted revenue	\$2.4 M	\$2.4 M	---
Three-year capital expenditure budget	\$18.6 M	\$18.6 M	Status quo



# Budget adjustments

<b>2009 budget</b>	68,221.5
<b><u>Equalization</u></b>	
Development Fund	101.6
Local parking meters	288.5
<b><u>Other adjustments</u></b>	
Wages and salaries	( 628.8 )
<b><u>Transfer of activities</u></b>	
Graffiti budget transfer	( 532.5 )
Line 311 transfer	51.0
Book purchase budget transfer	( 286.0 )
Various activities	1,764.5
<b>2010 budget</b>	68,979.8

# 2010 budget strategies

<b><u>Equalization</u></b>		390,100
Development Fund	101,600	
Parking meters	288,500	
<b><u>Main adjustments</u></b>		<b>( 873,300 )</b>
Wages and salaries	<b>( 628,800 )</b>	
Glenmount agreement	<b>( 80,000 )</b>	
Sidewalk snow tractors	<b>( 90,000 )</b>	
Contract indexing	<b>( 74,500 )</b>	
SHORTFALL		<b>( 483,200 )</b>
Savings from staff reductions		483,200

# Staff reduction program 2008-2009-2010

## OBJECTIVE

38.3 positions

### Staff adjustments in 2009

<input type="checkbox"/> Longer library hours	<u>6.4</u>	6.4 positions
---	------------	---------------

### Staff reduction

<input type="checkbox"/> Positions reduced in 2008	( 15.5 )	
--	----------	--

<input type="checkbox"/> Positions reduced in 2009	( 12.5 )	
--	----------	--

<input type="checkbox"/> Positions reduced in 2010	<u>( 10.3 )</u>	<u>( 38.3 ) positions</u>
--	-----------------	-------------------------------

### Number of employees in 2010


472.6

Reduction

8%

# 2010 operating budget

---



# Legal framework for the operating budget

- Allotment determined by City Council
- The Borough Council must submit a balanced budget
- Any surplus is for the exclusive use of the Borough Council
- In the Borough Council foresees a deficit, it must adopt an additional budget and a special tax to cover it
- The Borough Council may levy new taxes to increase services





# 2010 operating budget

## Expenditure of \$68,9 M

	<u>2009</u>	<u>%</u>	<u>2010</u>	<u>%</u>
Permits, inspections, urban development	\$3,309,800	4.9	\$3,362,700	4.9
Snow removal	\$10,153,000	14.9	\$10,373,000	15.0
Water and sewer mains	\$3,560,100	5.2	\$3,628,900	5.3
Garbage and recycling collection	\$10,434,700	15.3	\$10,041,900	14.6
Cleanliness and maintenance, roads and sidewalk	\$9,909,400	14.6	\$10,298,800	14.9
General administration, Admin. services	\$9,354,900	13.7	\$5,513,200	8.0
Property management	-	-	\$1,027,100	1.5
Relations with citizens and Comm.	-	-	\$2,281,300	3.3
Sports, recreation and social development	\$12,249,300	18.0	\$13,475,900	19.5
Libraries, Maisons de la culture	\$5,212,400	7.7	\$5,116,700	7.4
Parks and horticulture	\$3,901,500	5.7	\$3,860,300	5.6

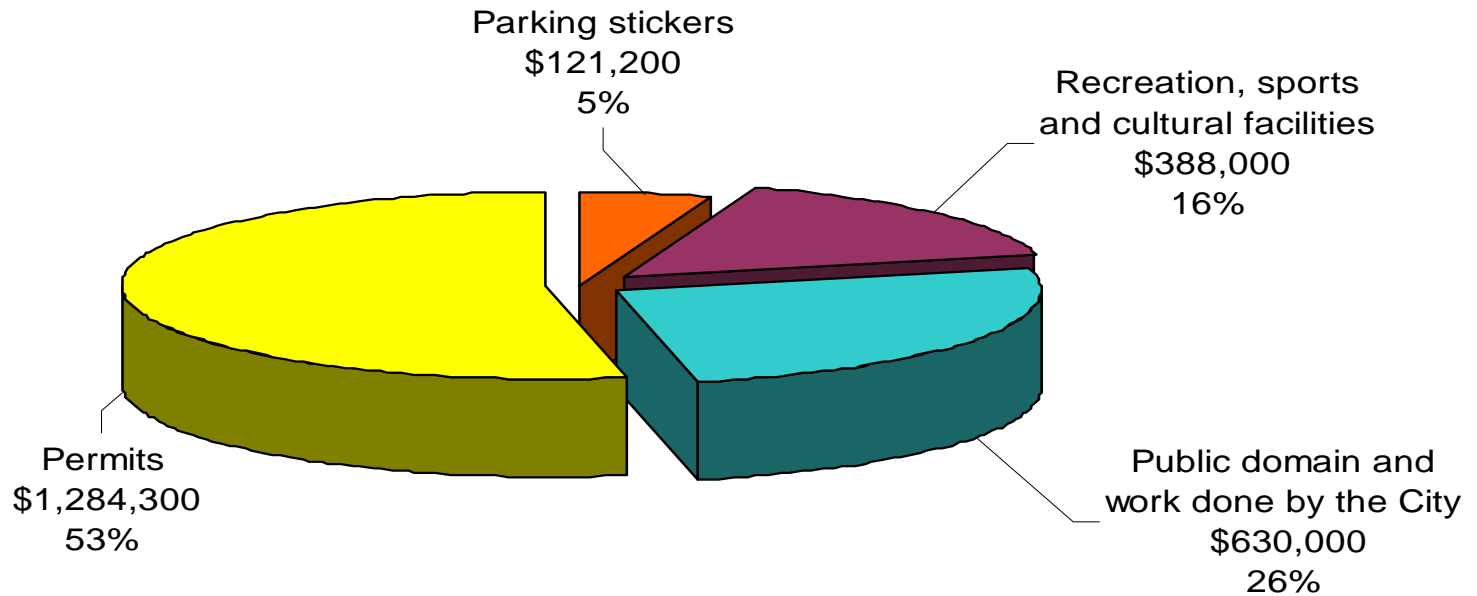
# 2010 operating budget by type of expenditure



	<u>2009</u>	<u>2010</u>	<u>%</u>
Wages and salaries	\$32.1 M	\$31.9 M	46
Contracts	\$13.4 M	\$13.3 M	20
Funds (vehicles and immovables)	\$10.5 M	\$10.6 M	15
Contributions to organizations	\$3.7 M	\$3.7 M	5
Goods and materials	\$3.6 M	\$3.5 M	5
Inter-unit charges	\$1.6 M	\$2.6 M	4
Rental and maintenance	\$0.9 M	\$0.9 M	1
Transportation and communications	\$0.8 M	\$0.9 M	1
Salt and abrasives	\$0.7 M	\$0.7 M	1
Fuel	\$0.6 M	\$0.6 M	1
Budget for lawsuits	\$0,2 M	\$0.2 M	1
<b>TOTAL</b>	<b>\$68.1 M</b>	<b>\$68.9 M</b>	<b>100%</b>

# 2010 Revenue

## Revenue of \$2,4 M – Breakdown by category



# Revenue by program

	<u>2009</u>	<u>2010</u>
Legal services	51,000	51,000
Parking	121,200	121,200
Occupancy of public domain	303,800	303,800
Work done by the City	200,000	200,000
Rental of recreational facilities	201,700	201,700
Library fines	85,900	85,900
Various services - Libraries	35,600	35,600
Application reviews	210,000	210,000
Licences and permits	1,068,300	1,068,300
Other	142,000	142,000
<b>TOTAL</b>	<b>2,419,500</b>	<b>2,419,500</b>

# 2010-2012 Three-year capital expenditure program (PTI)



# Capital expenditure budget (PTI)

<b>2010</b>	\$6,209,000
<b>2011</b>	\$6,209,000
<b>2012</b>	\$6,209,000
<b>TOTAL</b>	<b>\$18,627,000</b>



2010-2012

# Three-year capital expenditure program (PTI)

- Investments in capital assets over three years
- Maintenance of asset quality
- Development in strategic sectors
- Capitalizable expenditure
- Expenditure financed by loan by-law



# Three-year capital expenditure program (PTI)


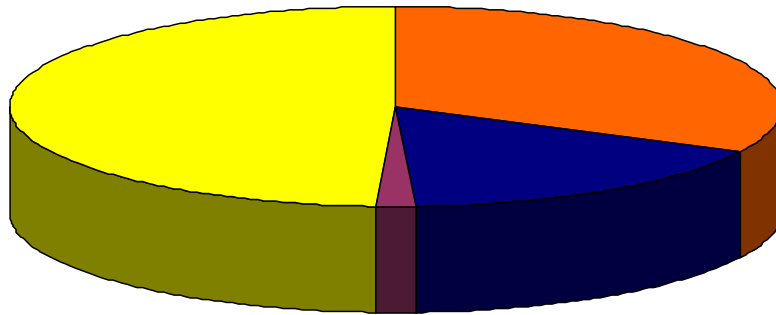
## Capital assets in figures

- ❑ 250 km of streets
- ❑ 460 km of sidewalks
- ❑ 14,2 km of bike paths
- ❑ 34 parks and green spaces
- ❑ 6 community gardens
- ❑ 73 buildings and facilities
- ❑ 268 vehicles and pieces of equipment






# 2010 PTI Breakdown by program




## IMMOVABLES

**2009** - \$2 271,000  
36,6%  
**2010** - \$3,170, 000  
51,1%




## VEHICLES

**2009** - \$1,033,000  
16,6%  
**2010** - \$1 033 000  
16,6%



## PARKS

**2009** - \$905,000  
14,6%  
**2010** - \$106,000  
1,7%



## ROAD REPAIRS (RRP)

**2009** - \$2,000,000  
32,2%  
**2010** - \$1,900,000  
30,6%

2010-2012

# Three-year capital expenditure program (PTI)

Description	<u>2010</u>	<u>2011</u>	<u>2012</u>
<b><u>Parks</u></b>			
Urban furniture	106,000		
<b><u>Immovables</u></b>			
New NDG sector library	900,000	2,000,000	1,700,000
Benny – new complex	1,750,000	1,450,000	---
Upgrading of CDN Library	300,000		
CDN Sports Centre (pool renovations)	220,000		

# Three-year capital expenditure program (PTI)

Description	<u>2010</u>	<u>2011</u>	<u>2012</u>
<b><u>Infrastructure</u></b>			
Road repairs	1,900,000	1,750,000	2,000,000
Upgrading traffic lights			1,000,000
Minor sidewalk repairs program			500,000
<b><u>Vehicles</u></b>			
Vehicle replacement	1,033,000	1,009,000	1,009,000
<b>TOTAL</b>	<b>6,209,000</b>	<b>6,209,000</b>	<b>6,209,000</b>

# 2010 budget

**Public presentation**  
November 2009

