



Presentation 2019 BUDGET



Presentation of the 2019 budget

- Share of services
- Definition
- Source of funding
- Priorities
- Funding and budget
- Tax account simulation
- Budget by department
- Budget by nature
- Budget by activity
- Reserves



Share services

Borough local services

- Urban regulations and delivery of permits and occupancy certificates
- Maintenance of local infrastructures (streets, aqueduct, etc.)
- The organization of sports, cultural and leisure activities
- Maintenance of parks and sports, cultural and recreational facilities
- Financial support for local, community and social economic development organizations
- Communication with citizens

City of Montréal central services

- Major orientation of town planning
- Waste collection contracts
- The Police and Fire Department of Montreal
- Municipal roads - extended arterial network
- Taxation power and property assessment
- The Municipal Court
- Public transportation
- Large parks, Space for Life, Quartier des spectacles, etc.
- Water management (aqueduct, purification plants, etc.)
- Snow removal and snow transport contracts



Operating budget

Definition

The operating budget is composed of current and recurring expenses pertaining to services to citizens, such as activities as :

- snow removal ;
- maintenance of local and arterial streets network ;
- maintenance of parks and green spaces ;
- library services, recreational and cultural programming ;
- support to partner organizations, etc.



Funding sources

The Borough has three funding sources to balance its budget:

- **Central transfers**
These are the amounts transferred from the Central city local services. These transfers represent the basic budgetary allocation of the Borough.
- **Tax on services**
Commonly known as « Borough tax », fiscal space which belong to the Borough.
- **Revenues of local sources**
These are the proceeds from the fees of certain services rendered by the Borough, such as oaths, hall rentals, etc.



Priorities

- Deliver quality services to citizens ;
- Ensure an efficient management of municipal resources ;
- Develop structuring projects such as the aquatic complex, l'îlot St-Jean, etc.;
- Offer great program activities in recreational facilities, such as the Versailles swimming pool, Marina, etc.

Grandeur nature 



Funding and budget 2018-2019 Variances

	2018	2019	Variance
Operating budget	29 785 500 \$	31 512 500 \$	1 727 000 \$ (1)
Central transfers	22 880 400 \$	24 279 200 \$	1 398 800 \$ (2)
Tax on services	5 258 200 \$	5 517 600 \$	259 400 \$ (3)
Revenues of local sources	1 296 900 \$	1 390 700 \$	93 800 \$ (4)
Appropriation of surplus	350 000 \$	325 000 \$	-25 000 \$ (5)

Explanations of variances

- (1) Variance is due to indexing of contracts, remuneration
- (2) Relative to the finance reform of boroughs, adjustments and indexing 1,5% +
Update library and other settings
- (3) The rate of local tax for 2019 is 0.0706\$/100\$.
- (4) Increased revenue from construction studies, public property and park fees.
- (5) Appropriation of surplus.



2018-2019 variation in a residential average tax bill

The simulation below shows the decisions made on service taxes

Increase in local service tax	Rate 2018	Value and taxes 2018	Rate 2019	Value and taxes 2019	Variation 2018-2019
Average land value		351 833 \$		356 179 \$	
Service tax	0,0681	239.60 \$	0,0706	251.46 \$	11.86\$

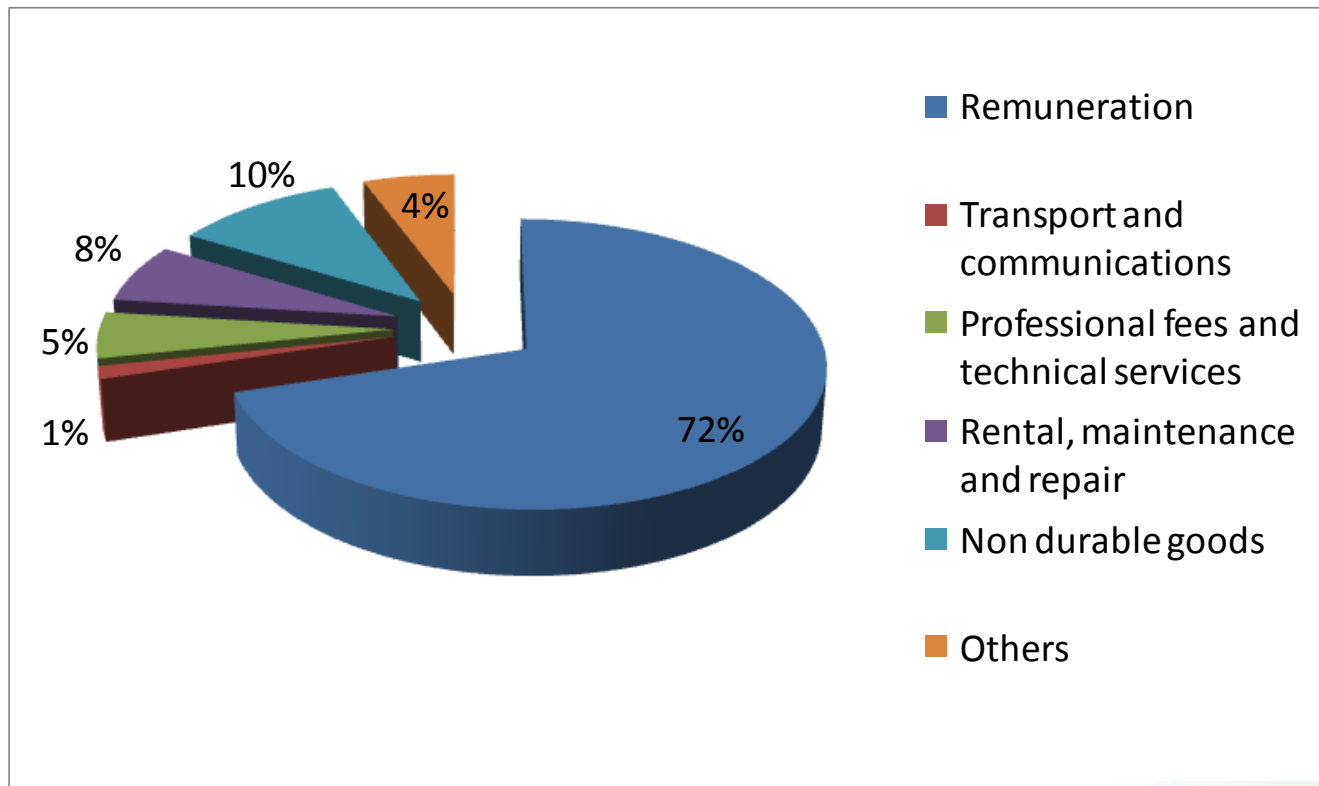


Nature of expenses

	2018	2019	Variance
Remuneration (salaries and social benefits)	20 978 000 \$	22 859 400 \$	1 881 400 \$
Transport and communications (telephone services and travel)	399 000 \$	353 900 \$	-45 100 \$
Professional fees and technical services (land surveying contracts, trainings)	1 703 500 \$	1 419 300 \$	- 284 200 \$
Rental, maintenance and repair (vehicle rentals, building maintenance)	2 233 600 \$	2 641 700 \$	408 100 \$
Durable and non durable goods (electricity, office supplies, parts and accessories)	2 839 400 \$	3 077 500 \$	238 100 \$
Others (subsidies, claims, contributions to organizations)	<u>1 632 000 \$</u>	<u>1 160 700 \$</u>	<u>-471 300 \$</u>
Total	29 785 500 \$	31 512 500 \$	1 727 000 \$



Nature of expenses



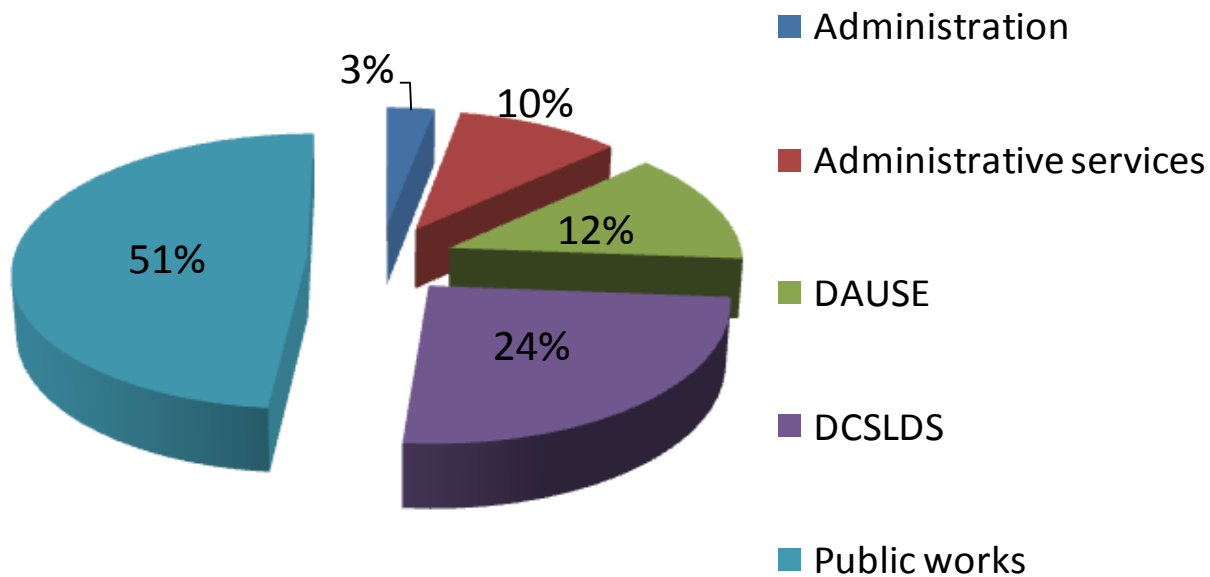


Expenses by department

Department	Expenses	Percentage
Administration	937 800 \$	3 %
Administrative services	3 343 600 \$	10 %
DAUSE	3 492 900 \$	12 %
DCSLDS	7 716 500 \$	24 %
Public works	16 021 700 \$	51 %
Total	31 512 500 \$	100 %



Expenses by department



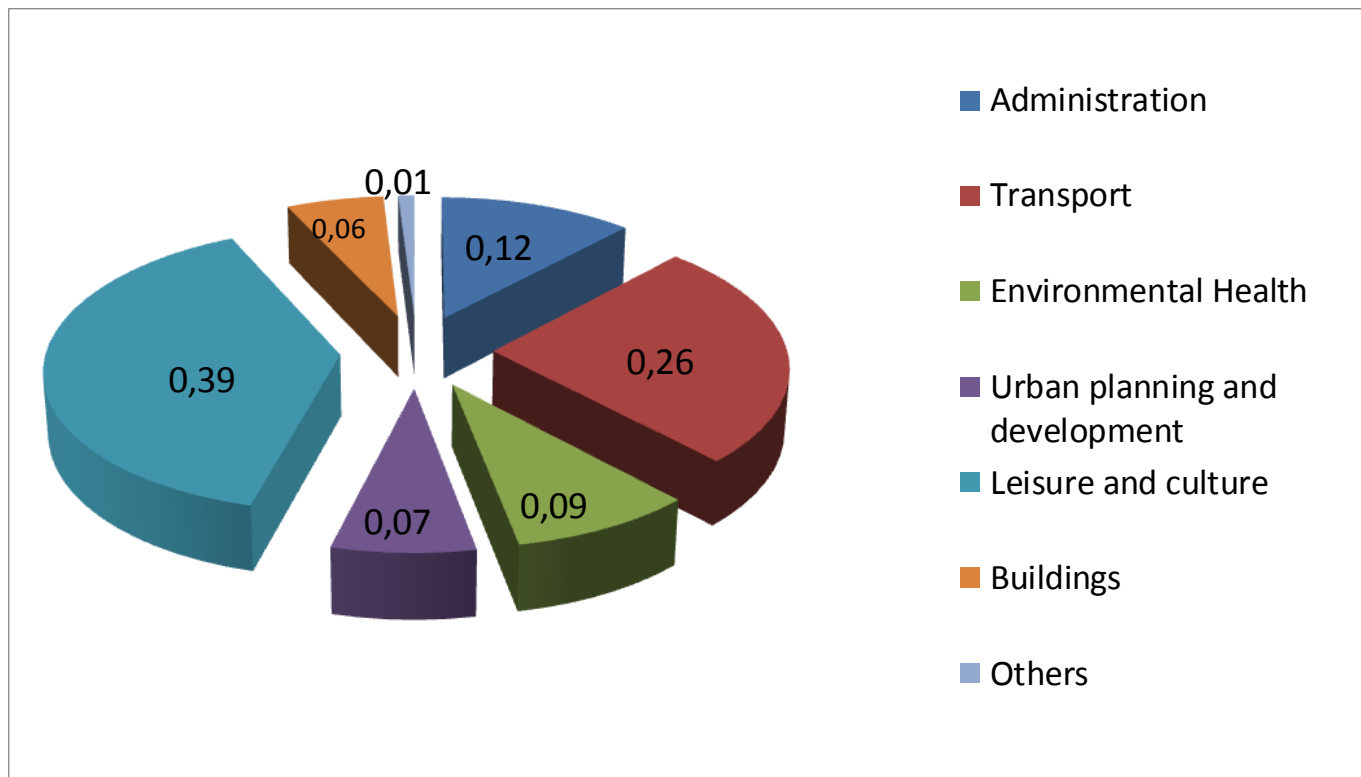


Cost of activities per dollar

Activity	Expenses	Cost /dollar
Administration	3 922 700 \$	0,12
Transport (Road maintenance network)	8 148 100 \$	0,26
Enviromental health (Water distribution, server system)	2 792 200 \$	0,09
Urban planning and development	2 012 400 \$	0,07
Leisure and culture	12 198 800 \$	0,39
Buildings	1 999 900 \$	0,06
Others	358 900 \$	0,01



Cost of activities per dollar





Situation of financial reserves

Financial reserves provide the Borough with a flexibility to meet unforeseen and extraordinary expenses, to improve the services offered and/or to fund certain development projects.

The balance of surplus is detailed as followed :

Reserve	
Snow removal	193 977 \$
Great projects (Library)	2 555 800 \$
Contingencies	476 500 \$
Various	6 810 073 \$
Other funds of closure	358 985 \$
Park funds	3 070 079 \$



THANK YOU !

Grandeur nature 