



new and  
improved

MONTRÉAL'S  
NEW RECYCLING TOOL  
**THE MONTRÉAL BIN**

Montréal 

# WHY PARTICIPATE IN OUR RECUPERATION EFFORTS?

We can all contribute to reducing the quantities of waste that need to be eliminated by adopting better consumption habits and by reusing and recuperating recyclable and organic materials as well as household hazardous waste.

By providing you with this new bin, a necessary tool to increase the quantities of recyclable materials to be collected in your household, the municipal administration supports your recycling efforts while assuring you of a cleaner neighbourhood.

# A QUÉBEC INNOVATION

THE MONTRÉAL RECYCLING BIN:  
A PRODUCT ENTIRELY **MADE IN QUÉBEC**, FROM START TO FINISH!

The recyclable materials are easily carried from home, down the stairs to the sidewalk for the collection.

## THE MONTRÉAL BIN

### IT IS:

- ♥ Our ergonomic design for handling and carrying
- ♥ To be carried with one hand
- ♥ Superior volume compared to the regular bin
- ♥ Cleaner at the curb: a lid restrains the recyclable materials
- ♥ Adapted for co-mingled materials
- ♥ Suitable for high density neighbourhoods of Montréal

## WHY RINSE CONTAINERS?

It's always necessary to rinse containers to prevent mould and unpleasant odours. This way, we avoid contaminating other recyclable materials such as paper and cardboard, and having to landfill other materials that could be recycled. It's also a matter of cleanliness and hygiene for employees of recycling and sorting facility.

## HOW TO RECUPERATE SOFT PLASTICS?

Soft plastics like bread bags and plastic packaging could clog the recycling and sorting centre machinery. So it's important to place all such items in a single bag and knot it for pick up.

# FREQUENTLY ASKED QUESTIONS

## WHAT SHOULD I DO WITH MY OLD RECYCLING BIN?

Why not give it a new lease on life, by using it as a carrier or to store gardening tools and other items?

## CAN I SET OUT ITEMS LIKE CARDBOARD BOXES NEXT TO MY BIN?

Recycling rules vary from one borough to another, so call 311 for information.

## WHO OWNS THE BIN?

The Montréal recycling bin belongs to the city. You must not take your bin with you if you move. It must not be altered, painted or used for storing anything other than recyclables. You are responsible for picking up your bin as soon as possible after it is emptied, to avoid blocking traffic.

## WHAT TO DO IN CASE OF BREAKAGE, LOSS OR THEFT?

Call 311.

MONTRÉAL'S NEW RECYCLING TOOL

# THE MONTRÉAL BIN

## WHAT TO PUT IN YOUR BIN

- PAPER, CARDBOARD
- PLASTIC (EXCEPT No. 6)
- METAL
- GLASS



## WHAT NOT TO PUT IN YOUR BIN

- ⊘ STICKERS
- ⊘ BINDERS
- ⊘ POTS, PANS, MUFFIN OR COOKIE TINS
- ⊘ PADDED ENVELOPES
- ⊘ BROKEN GLASS AND WINDOWS
- ⊘ WAXED PAPER
- ⊘ BROKEN TOOLS
- ⊘ PLASTIC FILM, STRETCH WRAP
- ⊘ CEREAL AND CHIP BAGS
- ⊘ COMPOSTABLE PLASTIC BAGS
- ⊘ POOL COVERS
- ⊘ TOOTHPASTE TUBES
- ⊘ SCREWS OR NAILS
- ⊘ ALL No. 6 PLASTICS (POLYSTYRENE)




**N.B. NEVER PUT ANY GARBAGE IN YOUR MONTRÉAL RECYCLING BIN**




## TAKE TO AN ECOCENTRE OR HOUSEHOLD HAZARDOUS WASTE PICK-UP

Electronic devices, large and small household appliances  
Household Hazardous Waste (paint, solvant, spray cans, etc.)

## THE MONTRÉAL BIN IN ACTION! ❤️




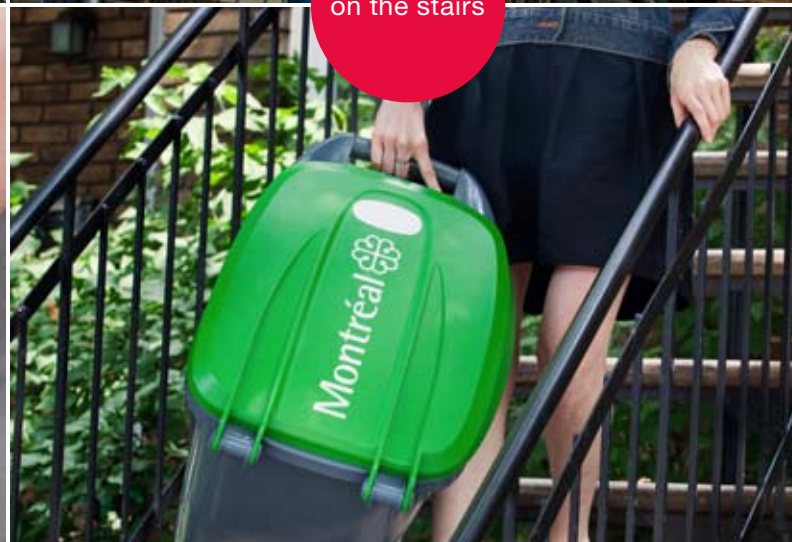

at home



on the stairs



by the curb





## FOR MORE INFORMATION

Contact your borough office, Accès Montréal office  
or Éco-quartier.

You may also call 311 or visit  
[ville.montreal.qc.ca/bacmontrealais](http://ville.montreal.qc.ca/bacmontrealais)

Version française disponible sur demande.

Montréal 

Printed on paper containing  
30% post-consumer fibre.  
Produced: April 2012

