

# Ancillary constructions and equipment

## Satellite antennas for residential buildings

In July 2011, the Borough of Saint-Laurent adopted new regulations to guide the installation of satellite antennas of less than one metre diameter on residential buildings. The regulations include specific installation requirements and also govern existing antennas.

A permit or a certificate of authorization must be obtained from the Borough prior to installing a satellite antenna.

### Process

To submit a request for a permit or an authorization certificate, the form, "Request for a certificate for a satellite antenna", must be filled in and attached to the required documents. These documents must be submitted to the Division des permis et des inspections, located at 777, boulevard Marcel-Laurin.

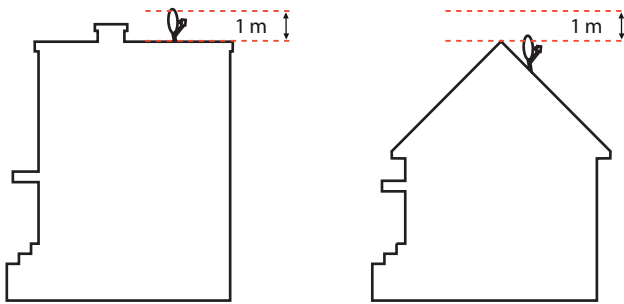
### Costs

Fees are required to process a request.

### Maximum height permitted (figure 1)

The maximum height, measured from the highest point of the roof (excluding the chimney) is 1 m.

Figure 1: Maximum height



### Building with 4 dwellings or fewer

Only one satellite antenna is permitted per dwelling. Antennas must be placed in accordance with the following parameters:

- On a wall other than one facing a street.
- On a side wall, on the rear half of the wall.
- On a pitched roof (sloped roof), on the condition that it is on a rear-facing slope and that no part rises more than 1 m above the highest point of the roof (figure 2).
- On a flat roof, on the condition that it is at least 2 m away from exterior walls, and within the rear half of side walls. In the case of a building located at an intersection, this rule applies to all street-facing walls. In addition, the height of the antenna and its support cannot be more than 1 m (figure 3).

Figure 2: Location of a satellite antenna on a pitched roof

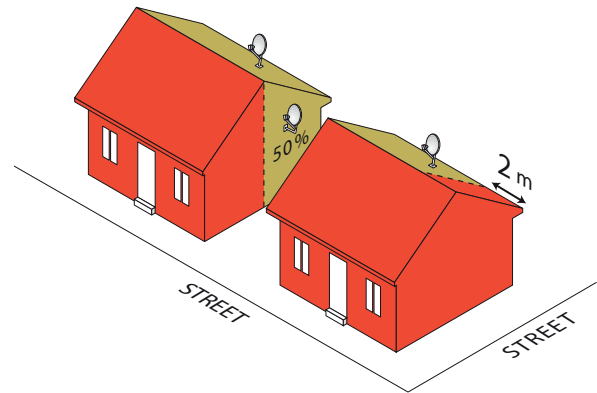
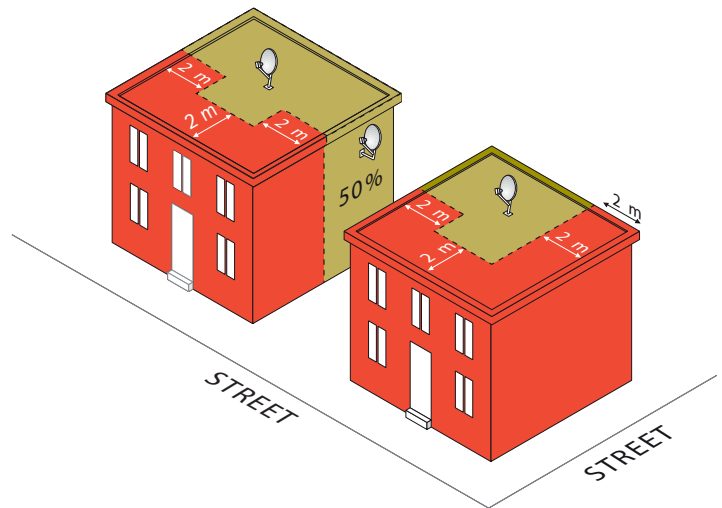


Figure 3: Location of a satellite antenna on a flat roof



### Building with 5 dwellings or more

#### Existing buildings (built before July 2011)

Only one satellite antenna is permitted per unit. Antennas must be located on the roof so as to not be visible from the street or installed within the perimeter of a balcony without exceeding a height greater than the railing of the balcony.

#### New buildings (built after July 2011)

Only one satellite antenna is permitted per main building. It must be located on the roof so as to not be visible from the street.



# Ancillary constructions and equipment

## Satellite antennas for residential buildings

### Prohibited locations

---

- On the front wall of a building
- On a side wall facing a street  
(e.g., a building located at an intersection)
- On a support other than the antenna base
- On a fence
- On a railing
- On the ground

The installation of an antenna remains at the discretion of the building owner. In addition, it is conditional on the issuance of an authorization certificate from the Division des permis et des inspections of the Borough of Saint-Laurent.

**APPLICATION FOR A SATELLITE ANTENNA  
CERTIFICATE AUTHORIZATION**  
Buildings with 4 housing units or less  
(basement unit excluded)

**All fields are mandatory. Any incomplete application will not be considered.**

**The payment of \$66 (non-refundable) must be submitted with the request; if cheque; payable to Ville de Montréal – Saint-Laurent .**

**1. APPLICANT**

Name		
Complete address		Appartement
Postal code	Phone number (residence)	Phone number (office)

**2. LOCATION OF ANTENNA (Chose one location. Only one antenna per unit is allowed.)**

**A. ON THE WALL**

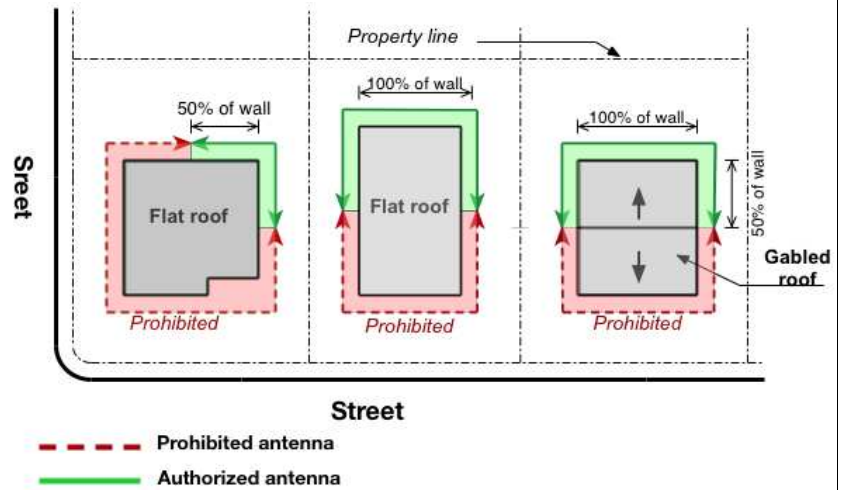
Check appropriate box and indicate exact location of the antenna on the drawing. ►

**The antenna will be installed:**

- On a wall other than a wall facing the street.
- On a lateral wall, installed on the back half of this wall.

**Warning**

Antennas are not authorized on chimneys, on a fence, on a balcony railing, on the ground or on a support other than the stand supplied with the antenna.



**OR**

**B. ON THE ROOF**

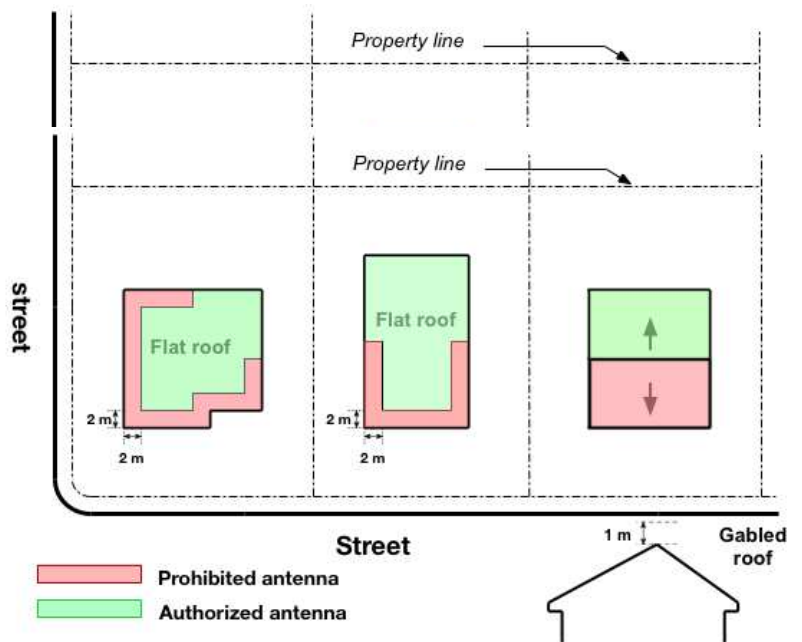
Check appropriate box and indicate exact location of the antenna on the drawing. ►

**The antenna will be installed:**

- On a flat roof  
At least two metres from the outside walls, and no further forward than the halfway point of the side walls. For buildings located at an intersection, this rule applies to all facades.
- On a gabled roof  
On a rear gable and no section surpasses the highest point of the roof by more than one meter.

**Height of antenna and its support**

The height of the antenna on its stand may not exceed one meter (1 m) on a flat roof. In the case of a gabled roof, it must not exceed the highest point of the roof more than one meter (excluding the chimney). See opposite illustration.



**3. SIGNATURE**

**I have the landlord's authorization or the association of property owner's authorization to install a satellite antenna on his (her) building. If the applicant is a tenant, he must ensure that the landlord agrees.**

I attest that all informations indicated on this form are complete and accurate.

I acknowledge that any error or omission could lead to the annulment of the present application and certificate.

Applicant's signature	Date
-----------------------	------

**À L'USAGE DU BUREAU SEULEMENT**

Approuvé par	Approbation en date du	Numéro de certificat d'autorisation
--------------	------------------------	-------------------------------------

**SECTION INSPECTION**

Emplacement conforme <input type="checkbox"/>	Auto-collant apposé Vu <input type="checkbox"/> Non-vu <input type="checkbox"/>	Autre antenne sans permis <input type="checkbox"/>	Inspection par	Date d'inspection
--	--	---	----------------	-------------------

**APPLICATION FOR A SATELLITE ANTENNA  
AUTHORIZATION CERTIFICATE**  
Buildings of more than 4 housing units

**All fields are mandatory. Any incomplete application will not be considered.**

**The payment of \$66 (non-refundable) must be submitted with the request; if cheque, payable to Ville de Montréal – Saint-Laurent.**

**1. APPLICANT**

Name		
Complete address		Apartment number
Postal code	Phone number (residence)	Phone number (office)

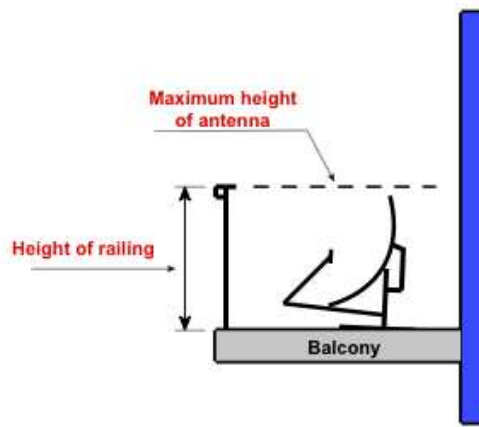
**2. LOCATION OF THE ANTENNA (Choose one location. Only one antenna per unit is allowed.)**

**Please check appropriate box (A or B).**

**A. INSIDE THE PERIMETER OF THE BALCONY**

The antenna will be installed inside the perimeter of the balcony without exceeding the height of the top of the balcony railing.

**The antenna cannot be fixed to the balcony railing.**



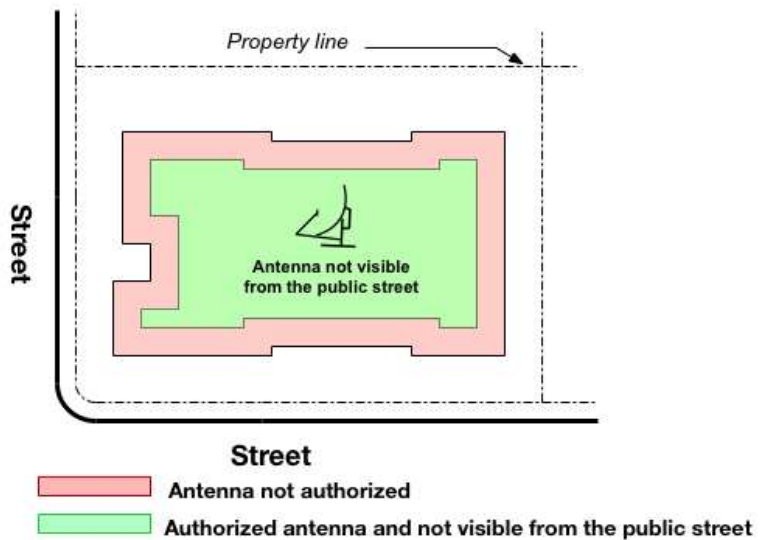
**OR**

Please indicate exact location of the antenna on the drawing. ►

**B. ON THE ROOF**

The antenna will be installed on the roof so as to not be visible from the public street. The height may not exceed one meter (1m).

**The antenna cannot be fixed to a chimney or to an above the roof construction.**



**3. SIGNATURE**

**I have the landlord's authorization or the association of property owner's authorization to install a satellite antenna on his (her) building. If the applicant is a tenant, he must ensure that the landlord agrees.**

I attest that all informations indicated on this form are complete and accurate.

I acknowledge that any error or omission could lead to the annulment of the present application and certificate.

Signature of applicant	Date
------------------------	------

**À L'USAGE DU BUREAU SEULEMENT**

Approuvé par	Approbation en date du	Numéro de certificat d'autorisation
--------------	------------------------	-------------------------------------

**SECTION INSPECTION**

Emplacement conforme <input type="checkbox"/>	Auto-collant apposé Vu <input type="checkbox"/> Non-vu <input type="checkbox"/>	Autre antenne sans permis <input type="checkbox"/>	Inspection par	Date d'inspection
--	--	---	----------------	-------------------