


THREE-YEAR CAPITAL INVESTMENT PROGRAM

2016-2017-2018

**Public Presentation
August 26, 2015**



INVESTMENT BUDGET ACTIVITY SCHEDULE



<input type="checkbox"/> PUBLIC PRESENTATION OF THE 2016-2017-2018 THREE-YEAR CAPITAL INVESTMENT PROGRAM (TYCP)	AUGUST 26, 2015
<input type="checkbox"/> SPECIAL BOROUGH COUNCIL MEETING TO ADOPT THE 2016-2017-2018 TYCP	SEPTEMBER 8, 2015
<input type="checkbox"/> EXECUTIVE COMMITTEE ADOPTION OF TYCP ALLOCATIONS	OCTOBER 21, 2015
<input type="checkbox"/> CITY COUNCIL ADOPTION OF TYCP ALLOCATIONS	NOVEMBER 20, 2015

HIGHLIGHTS



❑ INDEXING THE LOCAL INVESTMENT BUDGET

10% indexing for 2016 will be maintained in 2017 and 2018.

❑ ADDITIONAL INVESTMENT OF **\$6,608,000 ABOVE BOROUGH CONTRIBUTIONS**

- 2016 local road repair program: \$3,367,000.
- 2016 supplementary flattening/paving program: \$2,806,000
- 2016 vehicle replacement program: \$435,000

❑ MINIMUM 75% FOR PROTECTION/MAXIMUM 25% FOR DEVELOPMENT

TYCP INVESTMENT BUDGET



2016	\$6,830,000
2017	\$6,830,000
2018	\$6,830,000
TOTAL:	\$20,490,000



CAPITAL INVESTMENT IN FIGURES




❑ 277 VEHICLES AND PIECES OF EQUIPMENT

❑ 36 PARKS AND GREEN SPACES
7 COMMUNITY GARDENS

❑ 30 KM OF BIKE PATHS AND LANES
265 KM OF STREETS
530 KM OF SIDEWALKS

❑ 49 BUILDINGS
18 AQUATIC FACILITIES





WHAT IS THE THREE-YEAR CAPITAL INVESTMENT PROGRAM (TYCP)?

Investment in capital assets

Maintenance of asset quality

Development of key sectors

Capitalization of expenses


Spending financed by a loan by-law

Examples:

Turning wading pools into water play parks

Park playground renovations

Local street repairs



TYCP 2016 BREAKDOWN BY PROGRAM



<u>BOROUGH</u>	<u>COMPARISON</u>			
	<u><i>2015</i></u>	<u><i>%</i></u>	<u><i>2016</i></u>	<u><i>%</i></u>
BUILDINGS:	\$2,600,000	35	\$1,990,000	29
VEHICLES:	\$1,101,000	15	\$1,100,000	16
PARKS:	\$900,000	12	\$850,000	13
INFRASTRUCTURE (ROAD REPAIR, TRAFFIC LIGHTS):	\$2,850,000	38	\$2,890,000	42
TOTAL:	<u><u>\$7,451,000</u></u>	100%	<u><u>\$6,830,000</u></u> ⁽¹⁾	100%

(1) The city has also set an additional funding of \$6,608,000 for local road and borough facilities in 2016.

CENTRAL CITY INVESTMENTS IN 2015



SOME EXAMPLES :

❑ ARÉNA BILL-DURNAN (\$6.5 M project)	\$1,100,000
❑ WATER SUPPLY AND SEWAGE SYSTEM	\$5,700,000
❑ REPAIRS TO THE ARTERIAL ROAD SYSTEM	\$5,900,000
❑ LE TRIANGLE PROJECT (\$58.0 M project)	\$4,280,000
	<u><u>\$16,980,000</u></u>



2016-2017-2018

THREE-YEAR CAPITAL INVESTMENT PROGRAM

(TYCP)



<u>BUILDINGS</u>	<u>2016</u>	<u>2017</u>	<u>2018</u>
Renovating the Aréna Bill-Durnan [Bill-Durnan Arena]	640,000		
Building repairs—Centre Trenholme	150,000	600,000	250,000
Building repairs	50,000	200,000	500,000
Centre culturel Notre-Dame-de-Grâce [cultural centre]	400,000		
Centre sportif Côte-des-Neiges [sports centre]		250,000	
<u>COMMUNITY CENTRE AND LIBRARIES</u>			
6767 Côte-des-Neiges—refurbishment of façades	750,000		
Centre communautaire and Manoir Notre-Dame-de-Grâce			400,000
Automated library loans/returns (RFID tags)		200,000	200,000
Sub-Total	1,990,000	1,250,000	1,350,000

2016-2017-2018

THREE-YEAR CAPITAL INVESTMENT PROGRAM (TYCP)



FORMER PARK RENOVATION PROGRAM

Transformation of wading pools into water play parks:

Parc Van Horne

185,000

Parc McDonald

370,000

Parc Coffee

400,000

Parc Trenholme—Upgrade of wading pool

235,000

Parc Coffee—Restoration of park chalet

390,000

Parc Notre-Dame-de-Grâce—chalet

350,000

Parc Jean-Brillant—chalet

530,000

Redevelopment of Parc de la Savane

500,000

500,000

Chalet roofing

80,000


Sub-Total

850,000

1,260,000

1,430,000

2016-2017-2018 THREE-YEAR CAPITAL INVESTMENT PROGRAM (TYCP)



	<u>2016</u>	<u>2017</u>	<u>2018</u>
<u>Vehicle replacement</u>	1,100,000	1,100,000	1,100,000
Sub-Total	1,100,000	1,100,000	1,100,000
<u>Road Infrastructure</u>			
Road repair	2,200,000	2,300,000	2,350,000
Minor sidewalk repair	250,000	300,000	200,000
Traffic calming measures	240,000	350,000	150,000
Repair of catch basins	150,000	200,000	200,000
Street furniture	50,000	70,000	50,000
Sub-Total	2,890,000	3,220,000	2,950,000
TOTAL:	<u>6,830,000</u>	<u>6,830,000</u>	<u>6,830,000</u>